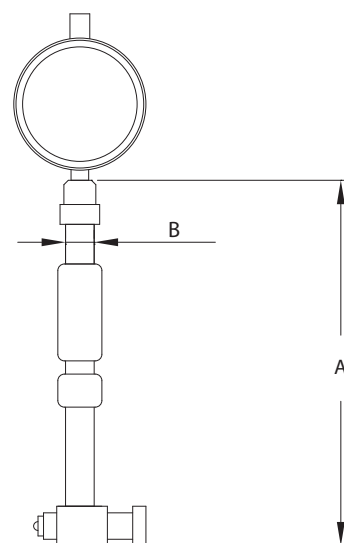


ALESO RC

Bore gauge with manual recall of the mechanism
Alesometro con richiamo manuale del meccanismo

BORE GAUGES ALESAMETRI

- Mobile tip in MD (Widia) integral and with radius
- Interchangeable fixed tips with sphere MD (Widia)
- $\varnothing 8$ mm dial gauge clamping shank
- Dial Gauge not included
- Probe Release
- Handle with insulation chamber
- Supplied with dial gauge 0,01 $\varnothing 60$
- Aluminum protection for the dial gauge (PROTI)



Probe r8
Puntale r8



Manual probe release
Richiamo manuale
puntale

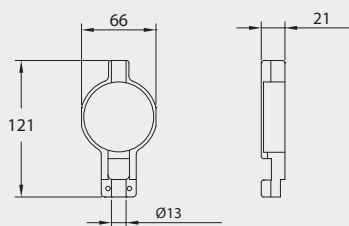
Article	Range (mm)	Hole depth (mm)	A	B	Accuracy μm^*	Repeatability μm	Code	Kg
ALESO RC 30-100	30-100	140	165	13	± 1	1	D00210	0,160
ALESO RC 50-160	50-160	140	170	13	± 1	1	D00215	0,190
ALESO RC 100-300	100-300	220	245	15	± 1	1	D00225	0,400

*Accuracy on 0.5 mm measuring travel (excluding dial gauge)

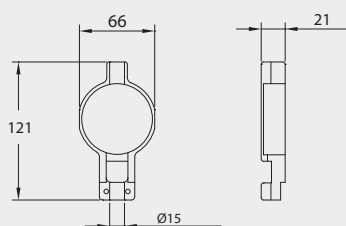
*Precisione con escursione di 0,5 mm (escluso comparatore)

PROTECTION FOR DIAL GAUGE WITH $\varnothing 58$ DIAL PROTEZIONE COMPARATORE CON QUADRANTE $\varnothing 58$

PROTI 13-58



PROTI 15-58



Article	Bore gauge compatible	Code	Kg
PROTI 13-58	ALESO RC 30-100 / ALESO RC 50-160	D20010	0,080
PROTI 15-58	ALESO RC 100-300	D20015	0,080