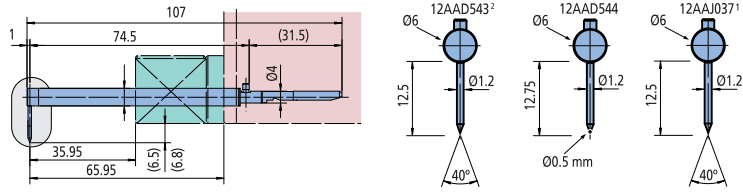
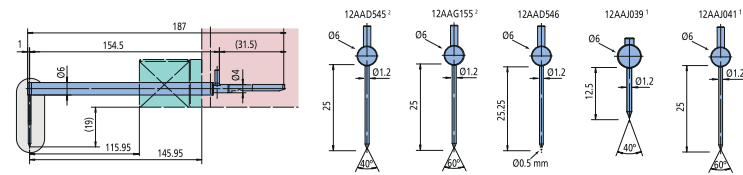


# Formtracery Extreme CS-5000CNC a CS-H5000CNC

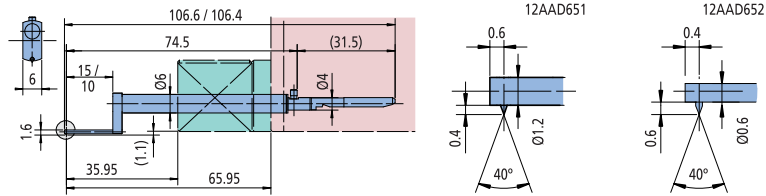
## Standardní



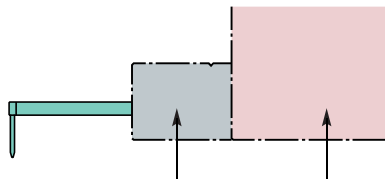
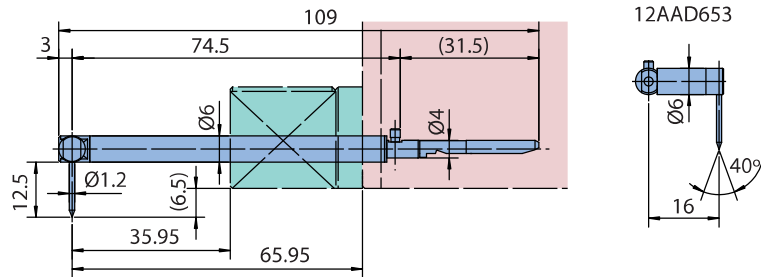
## Dvojnásobná délka



## Pro malé otvory

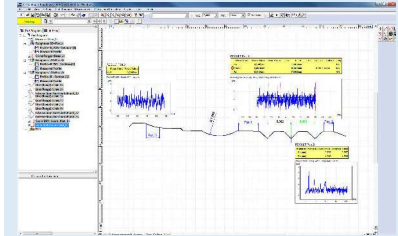


## Excentrický



Patka Snímač

1 = pouze pro CS-H5000CNC  
2 = pouze pro CS-5000CNC



Analýza kontury a drsnosti



Volitelné příslušenství:  
Program pro analýzu asferické čočky  
ASLPAK